



Overview of the Updated Minimal and Moderate Sedation Standards

TODS, Kelowna, BC
22 October 2015

Dr. Michael Henry, Certified Specialist (Oral and Maxillofacial Surgery)
Krista Fairweather, RN, Sedation Program Coordinator, CDSBC

Introduction

Objectives


Agenda: **Minimal sedation**

- What is it?
- Requirements
- Team, Equipment
- Pre, Intra, Post-op

Moderate sedation

- What is it?
- Requirements
- Team, Equipment
- Pre, Intra, Post-op

Evolution of the Sedation Document



STANDARDS & GUIDELINES

Minimal and Moderate Sedation Services in Dentistry

(Non-Hospital Facilities)

TABLE OF CONTENTS

1. Introduction	4
2. Definitions	4
3. Sedation Overview	6
4. Professional Responsibilities and Qualifications	7
5. Equipment Requirements	11
6. Responsibilities of the Facility Owner	12
7. Controlled Drugs/Targeted Substances	12
8. Clinical Standards for Minimal and Moderate Sedation	13
9. Minimal Sedation	15
10. Oral (Enteral) Moderate Sedation	19
11. Parenteral Moderate Sedation	24
12. Emergency Management	29
Appendices	30

Standards and guidelines inform practitioners and the public of CDSBC's expectations for registrants. This document primarily contains standards, which are, by definition, mandatory and must be applied. Standards are clearly identified by mandatory language such as "must" and "required". This document also contains guidelines that are highly recommended but – while being evidence of a standard – are not, strictly speaking, mandatory. Guidelines contain permissive language such as "should" and "may".

Public Consultation Process

- 20 Drafts
- 100 organizations & individuals



E-published August 2014


What is Minimal Sedation?



Minimal Sedation

Registration is not required but there are educational requirements

- Single oral drug
- Nitrous Oxide/Oxygen
- Combining single oral drug with Nitrous Oxide/Oxygen



The Team



Recommended to run mock drills every 6 months

Minimum 2 individuals

- Dentist with appropriate training and current certification in BLS for health care provider (CPR-HCP)
- Appropriately trained staff member with current certification in BLS for health care provider (CPR-HCP)

Equipment



- Ventilation apparatus or BVM
- Emergency medication kit (Appendix C)
- Oxygen and suction equipment
- AED is highly recommended

Required Emergency Medications

Appendix C

Emergency Medications Required for Minimal Sedation

Drug	Amount on Hand
Oxygen	One (1) Full "E" Cylinder
Epinephrine or EpiPens	Two (2) amps of 1:1000 or 1 EpiPen
Nitroglycerin	One (1) spraypump
Diphenhydramine or Chlorpheniramine	One (1) vial of 50mg
Salbutamol Inhalation Aerosol	One (1) inhaler
ASA	One (1) small bottle
Flumazenil*	One (1) vial
Naloxone**	Two (2) amps
Supplemental glucose for oral use	One (1) source



Pre-operative Evaluation/Requirements

- Medical history
- Review of systems
- Medication use
- ASA Status
- BMI and Stop Bang
highly recommended
- Informed consent
- Dietary restrictions
- Verbal and written
instructions
- Baseline vitals
- Focused physical
evaluation

Intra-operative Requirements



- Vitals evaluated and monitored as clinically indicated
- Anaesthetic record must be maintained
- Monitoring must include:
 - oxygenation
 - ventilation
 - circulation

Post-operative Requirements

- Patient monitored until discharge criteria are met (Appendix N)
- Dentist must determine and document LOC, oxygenation, ventilation and circulation are satisfactory prior to discharge
- Post-operative verbal and written instructions (Appendix J)
- Patient must be accompanied home by a responsible adult

What is Moderate Sedation?



Oral (Enteral) Moderate Sedation

Registration is required

- Multiple oral drugs
 - With or without Nitrous Oxide/Oxygen
- Didactic – 40 hrs.
- Patient experiences – sedation and concurrent dental treatment on 20 patients



Parenteral Moderate Sedation

Registration is required



Level 1
benzodiazepine
drugs only



Level 2
authorization to add
a narcotic

Parenteral Educational Requirements

Level 1

- Didactic – 60 hrs.
- Patient experiences – the dentist must place the IV, administer the sedation and provide concurrent dental treatment on 20 patients (single drug)
- Cannot be shared experiences

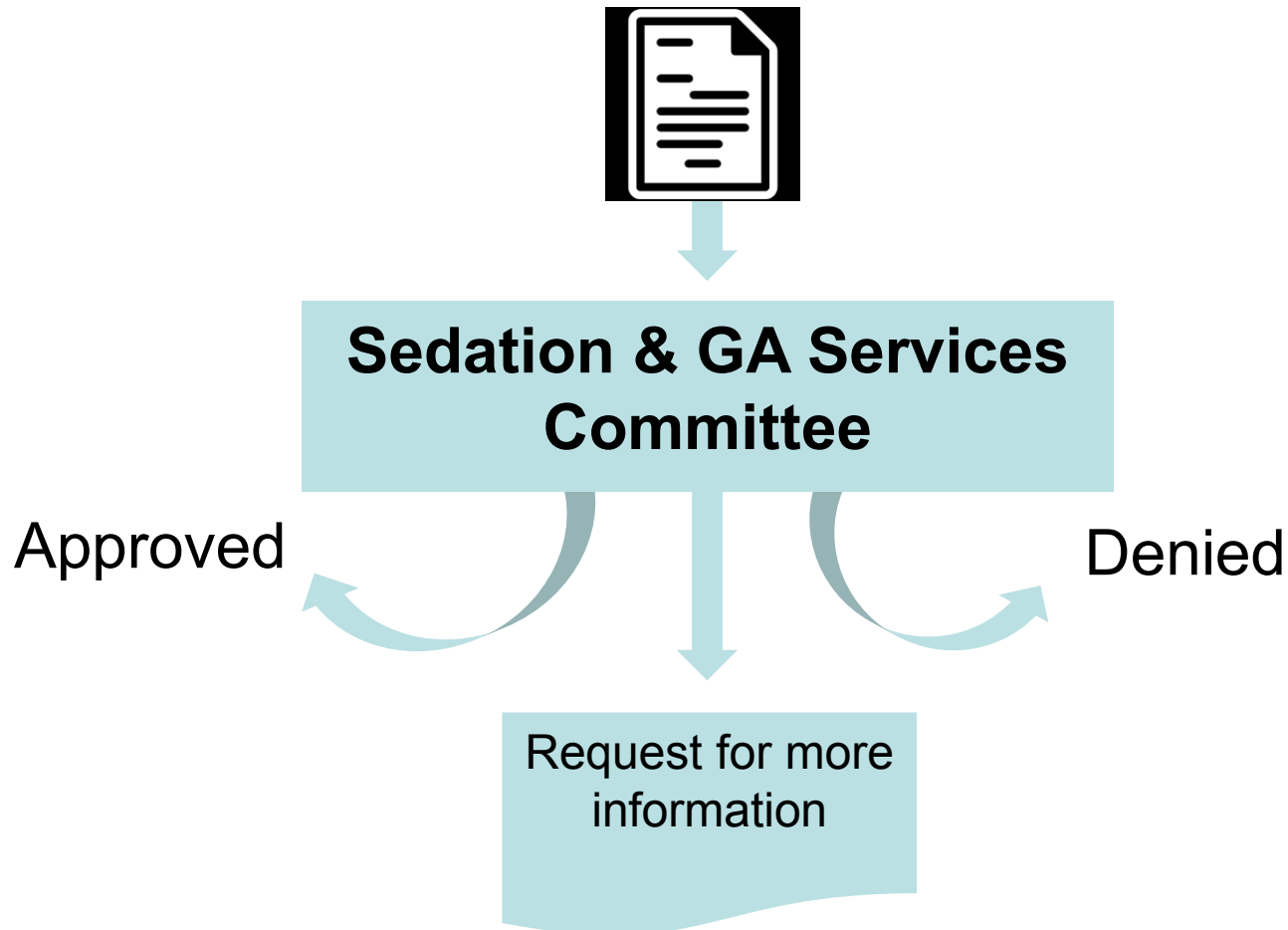
Parenteral Educational Requirements

Level 2

- Must first hold Level 1 authorization
- Complete 150 cases and submit log to CDSBC
- Complete additional clinical training through same program as Level 1
- Patient experiences - the dentist must place the IV, administer the sedation and provide concurrent dental treatment on 20 patients
 - (2 drug)

College Process

Application with supporting documentation



The Team



- Three individuals:
 - Dentist with appropriate training, authorization and current ACLS
 - RN or hygienist, CDA with additional sedation training
 - Third member must have current BLS (CPR-HCP)
- Must run mock drills every 6 months

Equipment



- Ventilation apparatus or BVM
- Emergency medication kit (Appendix D)
- Oxygen and suction equipment
- AED
- Airway management equipment (Appendix K)
- physiologic monitor
- emergency suction machine
- Intravenous equipment and supplies (Appendix O) (for IV sedation)

Required Emergency Medications

Appendix D

Emergency Medications Required for Moderate Sedation



Drug	Amount on Hand
Oxygen	One (1) Full "E" Cylinder
Epinephrine	Six (6) amps of 1:1000
Nitroglycerin	One (1) spraypump
Diphenhydramine or Chlorpheniramine	Two (2) vials of 50mg
Salbutamol Inhalation Aerosol	One (1) inhaler
ASA	One (1) small bottle
Flumazenil*	One (1) vial
Naloxone**	Two (2) amps
Atropine	Two (2) amps of 0.6mg
Hydrocortisone Succinate	Two (2) vials of 100mg
Supplemental glucose for oral use	Two (2) sources

Pre-operative Evaluation/Requirements

- Medical history
- Review of systems
- Medication use
- ASA status
- BMI
- Stop Bang
- Informed consent
- Dietary restrictions
- Verbal and written instructions
- Baseline vitals
- Focused physical evaluation

Intra-operative Requirements



- Continuous Pulse Oximetry
- BP at least every 15 minutes
- Anaesthetic record must be maintained
- Monitoring must include:
 - oxygenation
 - ventilation
 - circulation
 - consciousness

Post-operative Requirements

- Patient monitored until discharge criteria are met (Appendix N)
- Dentist must determine and document LOC, oxygenation, ventilation and circulation are satisfactory prior to discharge
- Post-op verbal and written instructions (Appendix J)
- Patient must be accompanied home by a responsible adult

Facility Inspections




- All offices must be equipped to current standard
- Parenteral moderate facilities will be inspected and must be registered with CDSBC



“Before anything else, preparation is the key to success”

- Alexander Graham Bell

A black and white photograph of a spiral-bound notebook. The notebook is open, showing a lined page. The word "questions?" is written in a casual, handwritten style on the page. The spiral binding is visible at the top of the frame.

questions?

sedation@cdsbc.org